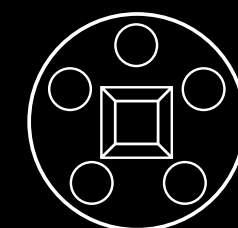







# St. Francisville UMC


## Affiliation Survey Results






## Survey Purpose

Asses the congregation's sentiment toward denominational affiliation with the UMC.




## Notes

There were 241 responses with 20 duplicates. The survey resulted in **very high** engagement.




## Notes

30% of the respondents reported no active engagement in the church or attended 4 times a year or less.




## Notes

100% of regular attenders reported membership.




## Notes

The results of the survey are only as accurate the as the information provided.



# Results in Order


1. Theological Perspective
2. Affiliation sentiment
3. Membership sentiment



## Theological Perspective (All Responses)


- **75%** report strong feelings about their position.






## Theological Perspective (All Responses)

- **60%** report traditional views
- **31%** report progressive views
- **8.5%** reported no decision or did not want to say




## Affiliation Sentiment (All Responses)

- **46%** support **staying** UMC
- **47%** support **disaffiliating** the UMC
- **1%** does not have a strong opinion
- **6%** is undecided




## Membership Sentiment (All Responses)

- **65%** report they will most likely withdraw from SFUMC if they personally disagree with the direction the congregation takes.




## Theological Perspective (Active Members)

- **70%** report strong feelings about their position.




## Theological Perspective (Active Members)

- **65%** report traditional views
- **24%** report progressive views
- **3%** reported no decision
- **7%** did not want to say




## Affiliation Sentiment (Active Members)

- 43% support **staying** UMC
- 49% support **disaffiliating** the UMC
- 1% does not have a strong opinion
- 6% is undecided



## **Membership Sentiment (Active Members)**


- **66%** report they will **most likely withdraw** from SFUMC if they personally disagree with the direction the congregation takes.
- **12%** report staying either way
- **21%** uncertain how they will respond



## Membership Sentiment (Active Members)


- If SFUMC stays affiliated, **56** report they will most likely leave the church and another **14** will consider it.
- If SFUMC disaffiliates, **43** report they will most likely leave the church and another **13** will consider it.






## Q&A

- What questions do we have about the data?




## Consultant Reflections

- There is considerable dissension and signs of contempt within the congregation regarding this issue.




## Consultant Reflections

- Both sides claim the “moral high ground.” Both sides have made hurtful statements. Many who wish to stay lost trust when the council proceeded with the process. Many who wish to disaffiliate are deeply wounded by accusations of being homophobic and being told to leave the church.




## Consultant Reflections

- Unless SFUMC is able to find a shared path forward, the church likely has a season of profound loss ahead.



# Consultant Reflections

- For the congregation to find a shared path forward, repentance, forgiveness, and a shared vision of the future that is bigger than their theological divide will need to be discovered and agreed upon. Honest, respectful, and constructive dialogue will be necessary.
- Reconciliation through separation may be the more viable path, seeking to bless one other as scripture leads.



## Consultant Reflections

- If the council proceeds with the vote, it would do well to consider asking “why” and what they are hoping to achieve in moving forward with a vote.

# St Francisville UMC

## Affiliation Survey Results

